






# 2003 Elite Canada Women's Gymnastics

Gymnastics Mississauga • Mississauga, Ontario • Dec. 4-7, 2003



GymScore 2000

## Senior Women • Day 1 - All Around • All Around Summary

			 V			 UB			 BB			 FX			 AA		
			SV	Score	rk	SV	Score	rk	SV	Score	rk	SV	Score	rk	SV	Score	rk
988	Heather Purnell (86)	OTTA	9.9	<b>9.325</b>	1	9.5	<b>8.875</b>	4	10.1	<b>9.400</b>	1	9.9	<b>9.325</b>	3	39.4	<b>36.925</b>	1
987	Melanie Banville (87)	OTTA	9.9	<b>8.600</b>	14T	9.7	<b>8.600</b>	10	9.9	<b>9.075</b>	2T	10.2	<b>9.650</b>	1	39.7	<b>35.925</b>	2T
983	Gael Mackie (88)	OMEG	9.4	<b>8.575</b>	18	9.9	<b>8.900</b>	3	9.9	<b>9.075</b>	2T	10.1	<b>9.375</b>	2	39.3	<b>35.925</b>	2T
991	Elyse Hopfner-Hibbs (89)	SSEN	9.9	<b>9.150</b>	3	9.7	<b>9.000</b>	1T	9.8	<b>8.875</b>	6	9.5	<b>8.800</b>	11	38.9	<b>35.825</b>	4
995	Lydia Williams (87)	SSEN	9.9	<b>9.025</b>	5T	9.8	<b>8.750</b>	6	9.9	<b>8.950</b>	4	9.7	<b>8.900</b>	8T	39.3	<b>35.625</b>	5
990	Katherine Fairhurst (88)	SSEN	9.9	<b>9.175</b>	2	9.4	<b>8.625</b>	9	9.5	<b>8.450</b>	10	9.5	<b>8.375</b>	18	38.3	<b>34.625</b>	6
989	Aimie Balderian (89)	SSEN	9.9	<b>8.600</b>	14T	9.0	<b>7.800</b>	17T	9.6	<b>8.900</b>	5	9.7	<b>8.975</b>	4T	38.2	<b>34.275</b>	7
982	Melanie Tham (87)	G MIS	9.9	<b>9.000</b>	7T	9.2	<b>8.100</b>	14T	9.4	<b>8.000</b>	14T	9.6	<b>8.950</b>	7	38.1	<b>34.050</b>	8
970	Laura-Ann Chong (88)	A TWS	9.4	<b>8.675</b>	12	9.5	<b>8.725</b>	7	9.6	<b>8.650</b>	7	9.3	<b>7.950</b>	22	37.8	<b>34.000</b>	9
972	Danielle Hicks (86)	ASF	9.9	<b>9.000</b>	7T	9.6	<b>8.450</b>	11	9.4	<b>7.300</b>	23	9.7	<b>8.975</b>	4T	38.6	<b>33.725</b>	10
980	Fanny Girard (85)	G RIC	9.4	<b>8.500</b>	19T	9.5	<b>8.800</b>	5	9.2	<b>8.200</b>	12	9.2	<b>8.200</b>	20	37.3	<b>33.700</b>	11
971	Marci Bernholtz (88)	ASF	9.4	<b>8.650</b>	13	10.0	<b>8.700</b>	8	9.6	<b>8.550</b>	9	9.6	<b>7.700</b>	23T	38.6	<b>33.600</b>	12
975	Julie Medeiros (86)	FLIC	9.4	<b>8.600</b>	14T	9.2	<b>8.100</b>	14T	9.2	<b>8.000</b>	14T	9.7	<b>8.500</b>	14	37.5	<b>33.200</b>	13
997	Jennifer Simbhudas (85)	WNST	9.9	<b>9.075</b>	4	8.9	<b>7.800</b>	17T	9.5	<b>7.900</b>	17	9.7	<b>8.250</b>	19	38.0	<b>33.025</b>	14
993	Ellen McCarthy (88)	SSEN	9.1	<b>8.425</b>	22T	9.3	<b>7.550</b>	21	9.4	<b>8.575</b>	8	9.3	<b>8.450</b>	15T	37.1	<b>33.000</b>	15
976	Tracey Rai (86)	FLIC	9.9	<b>8.500</b>	19T	9.1	<b>7.150</b>	24T	9.4	<b>8.425</b>	11	9.6	<b>8.875</b>	10	38.0	<b>32.950</b>	16
977	Brittnee Habbib (88)	GEM	9.9	<b>9.025</b>	5T	8.8	<b>7.250</b>	22T	9.0	<b>8.125</b>	13	9.5	<b>8.525</b>	12T	37.2	<b>32.925</b>	17
974	Madison Ward (89)	CAMB	9.4	<b>8.600</b>	14T	9.2	<b>8.400</b>	12	9.0	<b>6.900</b>	24	9.8	<b>8.975</b>	4T	37.4	<b>32.875</b>	18
998	Joeanna Leung	WINN	9.4	<b>8.875</b>	9	8.8	<b>7.650</b>	19	9.0	<b>7.700</b>	21T	9.1	<b>8.100</b>	21	36.3	<b>32.325</b>	19
973	Melanie Rocca (87)	BLUE	9.9	<b>8.450</b>	21	9.1	<b>8.350</b>	13	8.9	<b>7.750</b>	20	9.0	<b>7.700</b>	23T	36.9	<b>32.250</b>	20
984	Eleonora Vacca (88)	OMEG	9.2	<b>7.900</b>	25	9.1	<b>8.000</b>	16	9.0	<b>7.700</b>	21T	9.3	<b>8.425</b>	17	36.6	<b>32.025</b>	21
981	Meaghan Koshman (87)	G ADV	9.1	<b>8.425</b>	22T	8.6	<b>7.250</b>	22T	9.0	<b>7.800</b>	19	9.5	<b>8.450</b>	15T	36.2	<b>31.925</b>	22
979	Siloé Chicoine (86)	G RIC	9.9	<b>8.850</b>	10T	8.7	<b>7.600</b>	20	9.2	<b>6.550</b>	25	9.7	<b>8.900</b>	8T	37.5	<b>31.900</b>	23
986	Melissa Hough (88)	ORT	9.2	<b>8.000</b>	24	8.3	<b>7.150</b>	24T	9.4	<b>7.850</b>	18	9.3	<b>8.525</b>	12T	36.2	<b>31.525</b>	24
994	Vanessa Meloche (85)	SSEN	9.4	<b>8.850</b>	10T	9.9	<b>9.000</b>	1T	9.3	<b>7.950</b>	16		<b>0.000</b>	25T	28.6	<b>25.800</b>	25

# 2003 Elite Canada Women's Gymnastics

Gymnastics Mississauga • Mississauga, Ontario • Dec. 4-7, 2003



GymScore 2000

## Senior Women • Event Scores



### Vault

#### Day 2 - Event Finals

			<u>SV</u>	<u>Score</u>	<u>Rk</u>
988	Heather Purnell (86)	OTTA	9.9	9.337	1
987	Melanie Banville (87)	OTTA	9.7	9.112	2
997	Jennifer Simbhudas (85)	WNST	9.65	8.862	3
990	Katherine Fairhurst (88)	SSEN	9.5	8.825	4
995	Lydia Williams (87)	SSEN	9.5	8.812	5
991	Elyse Hopfner-Hibbs (89)	SSEN	9.65	8.637	6
971	Marci Bernholtz (88)	ASF	9.4	8.612	7
977	Brittnee Habbib (88)	GEM	9.5	8.587	8



### Uneven Bars

#### Day 2 - Event Finals

			<u>SV</u>	<u>Score</u>	<u>Rk</u>
994	Vanessa Meloche (85)	SSEN	10.0	9.600	1
995	Lydia Williams (87)	SSEN	10.0	9.575	2
991	Elyse Hopfner-Hibbs (89)	SSEN	9.7	9.325	3
983	Gael Mackie (88)	OMEG	9.7	9.075	4
980	Fanny Girard (85)	G RIC	9.5	8.975	5
988	Heather Purnell (86)	OTTA	9.4	8.400	6
971	Marci Bernholtz (88)	ASF	9.3	8.250	7
970	Laura-Ann Chong (88)	A TWS	9.3	8.050	8



### Balance Beam

#### Day 2 - Event Finals

			<u>SV</u>	<u>Score</u>	<u>Rk</u>
983	Gael Mackie (88)	OMEG	10.0	9.250	1
987	Melanie Banville (87)	OTTA	9.9	9.050	2
995	Lydia Williams (87)	SSEN	10.0	8.950	3
989	Aimie Balderian (89)	SSEN	9.4	8.600	4
991	Elyse Hopfner-Hibbs (89)	SSEN	9.6	8.500	5
988	Heather Purnell (86)	OTTA	9.5	8.450	6
970	Laura-Ann Chong (88)	A TWS	9.4	8.300	7T
993	Ellen McCarthy (88)	SSEN	9.0	8.300	7T



### Floor Exercise

#### Day 2 - Event Finals

			<u>SV</u>	<u>Score</u>	<u>Rk</u>
987	Melanie Banville (87)	OTTA	10.2	9.600	1
988	Heather Purnell (86)	OTTA	9.9	9.475	2
983	Gael Mackie (88)	OMEG	10.0	9.350	3
989	Aimie Balderian (89)	SSEN	9.9	9.250	4
995	Lydia Williams (87)	SSEN	9.8	9.200	5
972	Danielle Hicks (86)	ASF	9.7	8.975	6
982	Melanie Tham (87)	G MIS	9.5	8.725	7
974	Madison Ward (89)	CAMB	9.4	7.850	8